

OBSERVATORY OF THE IMPACTS OF THE COVID-19 HEALTH CRISIS

May 2022

Note: This Observatory aims to measure the health and economic consequences of the Covid-19 epidemic in the Principality. It has been set up to complement the reports produced by Monaco Statistics in November 2020 and January 2021.

Thus, this publication presents a monthly analysis of health, mortality and birth data and is enriched quarterly with data on the economy and employment in the Principality.

The update of the 2021 population (39,150 inhabitants), [published on 22 April 2022](#), which is now used in the calculations to replace the 2020 population (38,350 inhabitants), has a downward impact on certain indicators such as the incidence rate and vaccination coverage rates.





For this edition:

The health data are stopped at the end of April 2022;

Mortality and natality data are updated to April 2022.

KEY DATES	4
1 HEALTH DATA	5
1.1 Covid-19 health monitoring indicators.....	5
1.2 Vaccination.....	12
2 MORTALITY AND BIRTH RATE	17
2.1 Analysis of deaths.....	17
2.3 Analysis of births.....	19

KEY DATES

	April	May
Monaco 	<p>-On the 11th: People aged 60 and over can receive the 2nd booster dose 4 months after the last injection or contamination. If there is a prescription or negative serology, people, regardless of age, are vaccinated as soon as they request it. On the same date, there were 11,194 confirmed cases of COVID-19, including 56 deaths.</p> <p>-On the 16th: Reservations in restaurants and bars are no longer mandatory. The number of guests per table is no longer limited. The noise limit is removed. For Monaco Bus Company bus drivers, the obligation to wear a mask is lifted. Removal of the health pass in hotels. Removal of provisions on access to places of worship. Remote working remains possible until 31 May. The health pass in health establishments or establishments caring for the elderly is maintained. Masks must still be worn in indoor public places.</p>	<p>-On the 9th: 11,946 confirmed cases of COVID-19 including 57 deaths.</p>
France 	<p>-On the 7th: People aged 60-79 can receive their second booster dose as early as 6 months after the first booster or as early as 6 months after the last infection.</p> <p>-On the 11th: 26,175,546 confirmed cases of COVID-19 including 140,080 deaths.</p>	<p>-On the 9th: 28,116,842 confirmed cases of COVID-19 including 143,474 deaths.</p>
Italy 	<p>-On the 11th: 15,292,048 confirmed cases of COVID-19 including 160,748 deaths.</p>	<p>-On the 1st: End of the mask in schools at the end of the school year. It will remain in force in public transport, theatres, cinemas, concert halls and sports halls until 15 June. Companies: it will no longer be compulsory unless the employer advises otherwise. End of the health pass. Compulsory vaccination remains in place for the over 50s, the police, the armed forces, school and university staff until 15 June and until 31 December for health staff and in retirement homes. For tourists, there is no need to fill in a form before arriving in Italy.</p> <p>-On the 9th: 16,798,998 confirmed cases of COVID-19 including 164,489 deaths.</p>
World 	<p>-On the 5th: 11,250,782,214 doses of vaccine were administered.</p> <p>-On the 11th: 497,057,239 confirmed cases of COVID-19 including 6,179,104 deaths.</p>	<p>-On the 8th: 11,579,263,039 doses of vaccine were administered.</p> <p>-On the 9th: 515,192,979 confirmed cases of COVID-19 including 6,254,140 deaths.</p>

1 Health data

1.1 Covid-19 health monitoring indicators

The health monitoring data for Covid-19 are as of 30 April 2022. They come from the Ministry of Health and Social Affairs, which groups together data from the Department of Health Affairs, the Centre Hospitalier Princesse Grace, the Epidemiological Investigation Unit, the Home Monitoring Unit, town doctors, pharmacies, the Monaco Scientific Center and medical analysis laboratories.

Covid-19 monitoring indicators for Monaco residents as of 30 April 2022

No. of cumulative cases	11,770
<i>of which no. of recontaminations</i>	688
Share of infected residents	28.3%
Cumulative no. of hospitalisations	507
Share of hospitalisations on the no. of cumulative cases	4.3%
Cumulative no. of cases in intensive care	61
Share of cases in intensive care out of the no. of hospitalisations	12.0%
Share of cases in intensive care out of the no. of cumulative cases	0.5%
Cumulative no. of deaths	57
Share of deaths out of the no. of cumulative cases	0.5%

Sources: Ministry of Health and Social Affairs, Monaco Statistics

As of 30 April 2022, the cumulative number of cases since the beginning of the epidemic reached 11,770, including 688 recontaminations, representing 5.8% of cases.. Thus, the proportion of infected residents is 28.3%¹.

4.3% of cases required hospitalization, i.e. 507 cases in total, including 61 in intensive care. The average length of hospital stay² was 12.7 days overall and 11.6 days for patients who did not stay in intensive care.

The 57 deaths (29 men and 28 women) represent 0.5% of the cumulative cases. The mean age at death was 84.5 years old overall (83.4 years for men and 85.7 years for women). More than two thirds of the deceased residents were 80 years old and over. 14 deaths concerned people of Monegasque nationality.

Table 1. Covid-19 monitoring indicators for Monaco residents per year (as of 30 April 2022)

	2020	2021	2022
Number of cases	875	4,292	6,603
Number of hospitalisations	81	241	185
Number of resuscitations	19	39	3
Number of deaths	3	35	19
Mean age	46	40	39

Sources: Ministry of Health and Social Affairs, Monaco Statistics

As of 30 April 2022, 6,603 people have been infected with Covid-19, compared to 5,167 in 2020 and 2021 combined, in just 4 months.

By the end of April 2022, the number of hospital admissions is 185, almost double the number for the whole of 2020, compared to 241 for the whole of 2021.

The number of deaths in 2022 also remains significantly lower than in 2021 at this stage with 19 deaths compared to 35.

Each year the mean age of those infected is falling, from 46.2 years old in 2020 to 39.7 years old in 2021 and 39.1 years old in 2022.

¹ Based on the most recent resident population estimate (as of 31 December 2021) of 39,150 inhabitants.

² The lengths of stay include those of patients in the Covid unit as well as those for other reasons.

1.1.1 Situation in April 2022

Table 2. Monthly number of Covid-19 cases for Monaco residents

	March 2022	Share	April 2022	Share
No. of unvaccinated cases	503	37.4%	344	34.0%
No. of cases with partial vaccination scheme	11	0.8%	9	0.9%
No. of cases with full vaccination scheme	239	17.8%	133	13.1%
No. of cases with additional dose vaccination scheme	593	44.1%	526	52.0%
No. of cases	1,346	100%	1,012	100%
<i>of which no. of recontaminations</i>	163	12.1%	115	11.4%

Sources: Ministry of Health and Social Affairs, Monaco Statistics

1,012 new cases of Covid-19 were recorded among residents of Monaco in April 2022. 34.0% of cases (344) concerned unvaccinated residents, a slightly lower proportion than in March (37.4% for 503 cases).

13.1% of cases (133 patients) involved people with a complete vaccination scheme³, compared to 17.8% in March (239 cases). More than half of the cases (526) have an additional dose scheme⁴ in April, compared to 44.1% (593 cases) in March. It should be noted that the increase in the number of vaccinated people in the population has resulted in a mechanical increase in the number of vaccinated Covid-19 cases.

The number of recontaminations remains high with 11.4% of cases in April after 12.1% in March 2022.

Tableau 3. Monthly number of Covid-19-related hospitalizations and resuscitations for residents of Monaco

	March 2022	April 2022
No. of hospital admissions	29	36
No. of hospital admissions not fully vaccinated	5	6
No. of hospital admissions with full vaccination schedule	6	6
No. of hospital admissions with additional dose vaccination scheme	18	24
No. of cases in intensive care	1	0
No. of deaths	3	3

Sources: Ministry of Health and Social Affairs, Monaco Statistics

There were 36 Covid-19-related hospitalizations of residents in April 2022 compared to 29 in the previous month. Of these 36 hospitalisations, 6 were in people who were not fully vaccinated⁵, 6 were in residents with a full vaccination scheme and 18 were in patients with an additional dose scheme.

In April 2022, there were 3 Covid-19-related deaths.

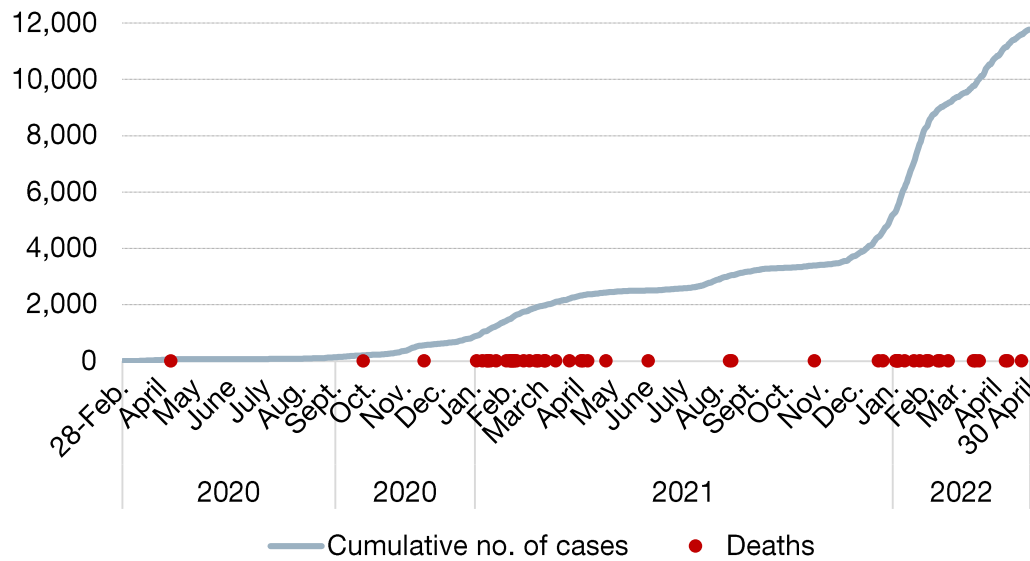
³ Vaccination with two injections of a two-dose protocol or one injection of a single-dose protocol.

⁴ Vaccination with three injections of a two-dose protocol or a second injection of a single-dose protocol.

⁵ Unvaccinated or partially vaccinated (one injection of a two-dose protocol).

1.1.2 Evolution of the epidemic

Figure 1. Evolution of the number of cumulative cases and deaths linked to Covid-19 for residents of Monaco



Sources: Ministry of Health and Social Affairs, Monaco Statistics

As of 30 April 2022, the cumulative number of cases since the start of the pandemic has reached 11,770, with a sharp acceleration in early 2022.

Figure 2. Evolution of the daily incidence rate⁶ of Covid-19 for residents of Monaco

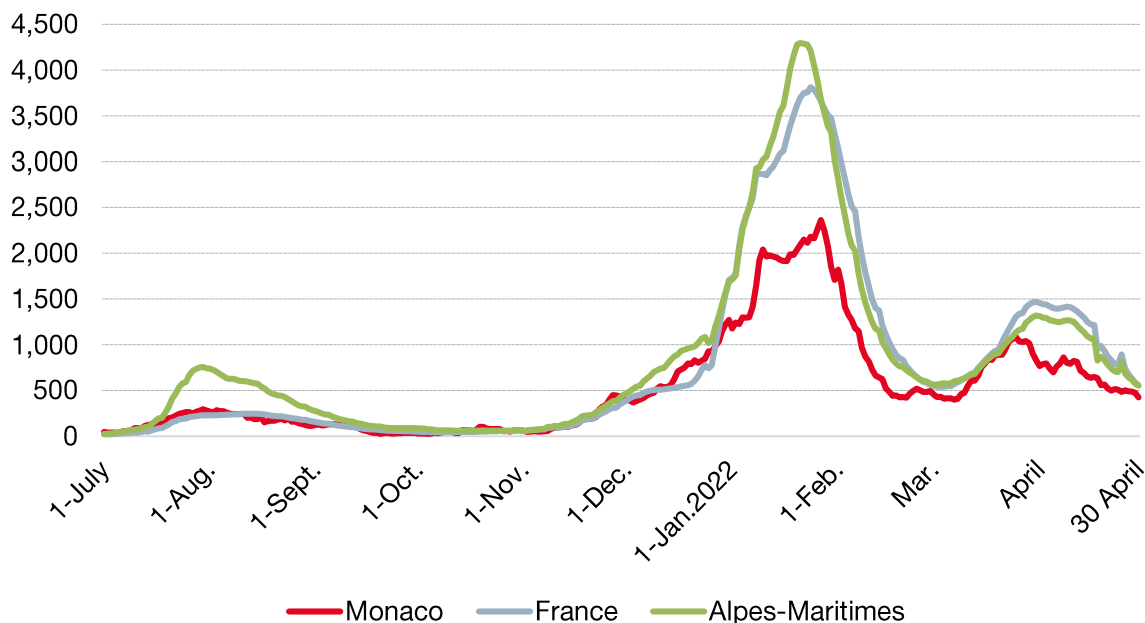


Sources: Ministry of Health and Social Affairs, Monaco Statistics

After reaching an all-time high of 2,360 at the end of January 2022, and a sharp drop in February, the incidence rate rose again to 1,091 on 25 March. The rate then gradually declined and stood at 424 on 30 April.

⁶ The daily incidence rate corresponds to the number of positive tests over the last 7 days per 100,000 inhabitants, i.e.: $100,000 \times \frac{\text{number of positive cases over 7 days}}{\text{estimated number of inhabitants}}$. The most recent estimate of the resident population (as of 31 December 2021) is 39,150 inhabitants.

Changes in the daily incidence rate of Covid-19 in Monaco, France and the Alpes-Maritimes

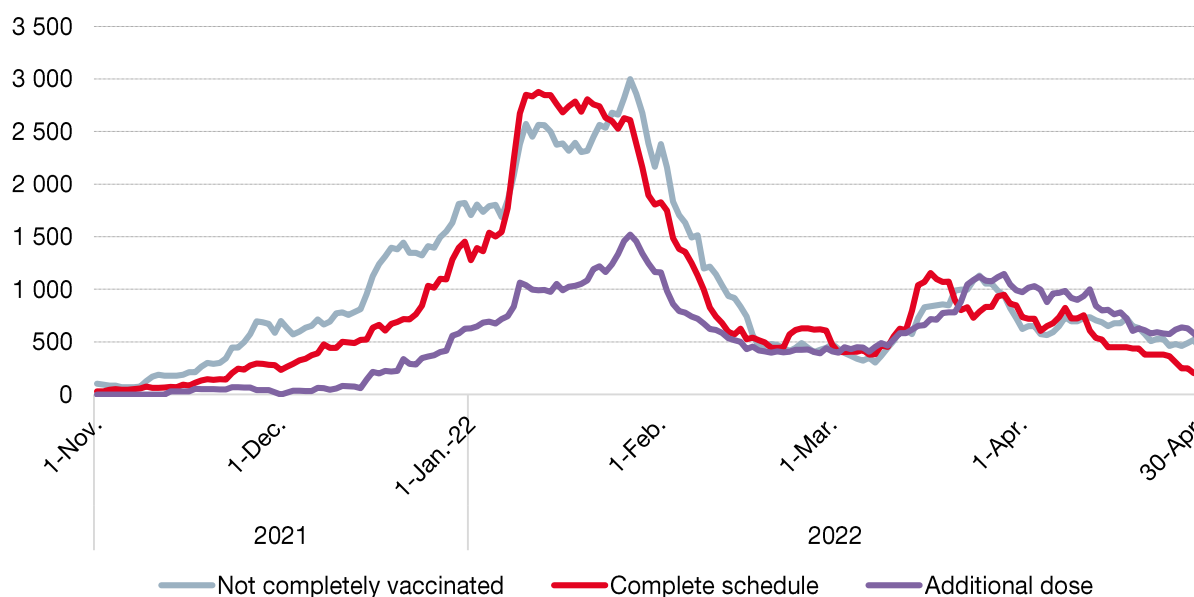


Sources: Ministry of Health and Social Affairs, Santé publique France, Monaco Statistics

In March 2022, the 6th epidemic wave emerges in most European countries, less than 2 months after the previous one. France, Alpes-Maritimes and Monaco are concerned. This latest wave is much smaller than the previous one but remains the second most virulent since the beginning of the epidemic.

In April, the incidence rates for the three geographical zones gradually fell to 424 in Monaco, 553 for the Maralpes and 554 for the French.

Figure 3. Changes in the daily incidence rate of Covid-19 for residents of Monaco of 12 years old and over according to vaccination status



Note: In this graph, three vaccination statuses are distinguished for residents:

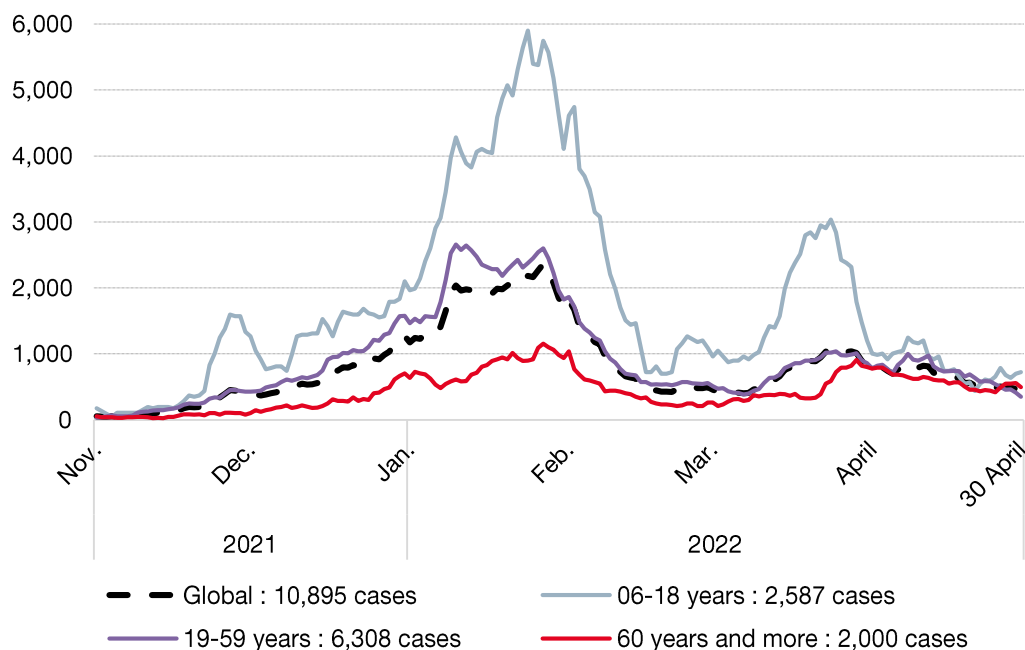
- Not completely vaccinated which includes those who are not vaccinated or are only partially vaccinated (one injection of a two-dose protocol);
- Complete schedule which includes residents with a 2nd injection of a two-dose protocol or an injection of a single dose protocol;
- Additional dose which is a 3rd injection of a two-dose protocol or a 2nd injection of a single-dose protocol.

Sources: Ministry of Health and Social Affairs, Digital Services Department, Monaco Statistics

From November 2021 until the end of February, the incidence rate of residents not fully vaccinated was higher than that of residents vaccinated with a full regimen, which in turn was higher than that of residents vaccinated with an additional dose.

From the end of February 2022, the gap narrows and the three rates are quite close.

Figure 4. Comparison of incidence rates by age group of Covid-19 of residents



As children under 6 years old are not systematically tested, they are not represented on this graph.

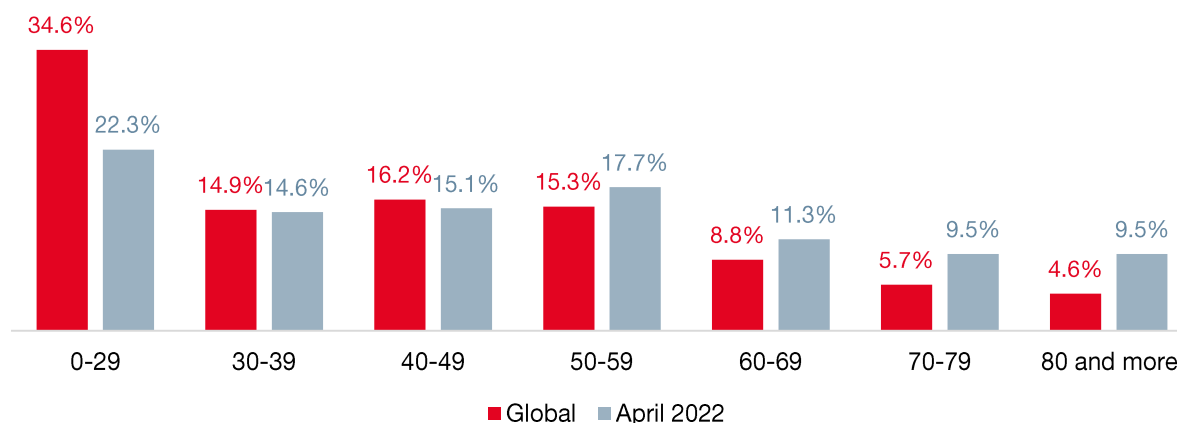
Sources: Ministry of Health and Social Affairs, Monaco Statistics

The evolution of the incidence rates of minors (6-18 years old) and over-60s differs from that of the rest of the population:

- From November 2021 onwards, the incidence rate for 6-18 year olds rises dramatically. It peaks at 5,901 on 24 January, compared with 175 on 1 November. The gap with the global rate had never been so high since the beginning of the pandemic. The incidence rate then fell back to around 700 in mid-February. It then rose again to reach a peak of 3,038 on 24 March and has been falling since then, although it remains higher than the overall rate.
- The rate for those aged 60 and over, which was comparable to the overall rate until July 2021, has remained significantly lower since then. It stands at 496 on 30 April 2022.

The incidence rate for 19-59 year olds, relatively close to the overall rate, peaks at 2,658 on 10 January 2022. It is 351 on 30 April.

Figure 5. Comparison of the age distribution of Covid-19 cases



Sources: Ministry of Health and Social Affairs, Monaco Statistics

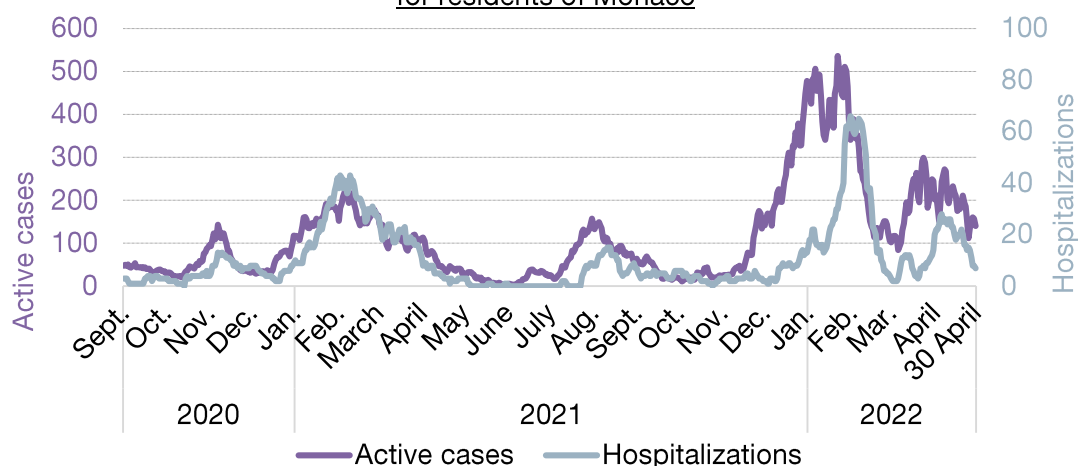
The age distribution of cases in April 2022 differs from that observed since the beginning of the epidemic.

The largest difference is between those under 30 years of age, who account for 22.3% of cases in April, compared to more than a third overall.

In April, almost half of the cases concern residents aged 50 and over, compared to just over a third since the beginning of the epidemic.

1.1.3 Characteristics of Covid-19-related hospitalizations of Monaco residents

Figure 6. Evolution of active cases and hospitalizations linked to Covid-19 for residents of Monaco

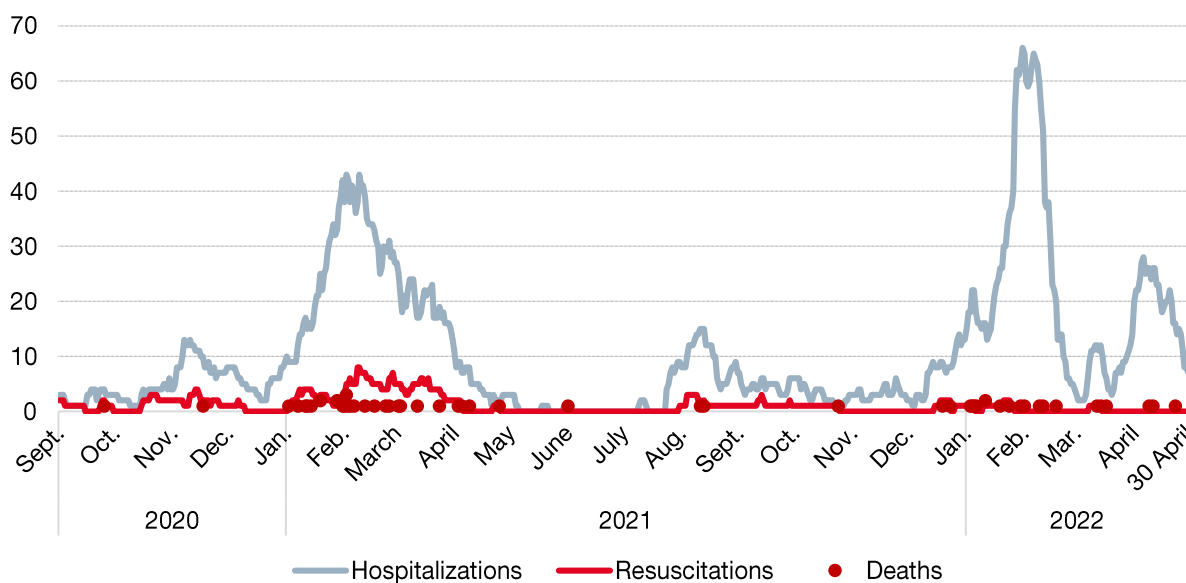


Sources: Ministry of Health and Social Affairs, Monaco Statistics

Since September 2020, the number of cases and the number of hospitalizations have been correlated, with a slight lag in the 5th wave (winter 2022) and the 6th (spring 2022).

As of 30 April, there are 7 resident hospitalizations for 140 active cases.

Figure 7. Trends in Covid-19-related hospitalizations, resuscitations and deaths for residents of Monaco



Note: Cases in intensive care are also counted as inpatients.

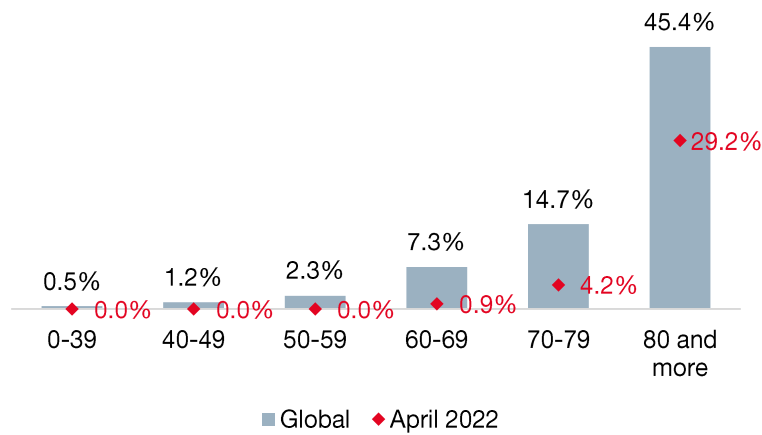
Sources: Ministry of Health and Social Affairs, Monaco Statistics

Since mid-December 2021, the peak of hospitalizations (the maximum 66 was reached on 1 February 2022) has not led to an increase in the number of resuscitations (maximum 2 people between 21 and 24 January).

The same applies to the wave of hospitalizations in April 2022: up to 28 hospitalizations on April 6 without any resuscitation.

Between December 2021 and April 2022, there were 21 Covid-19-related deaths, including 3 in April.

Figure 8. Share of Covid-19-related hospitalizations by age group



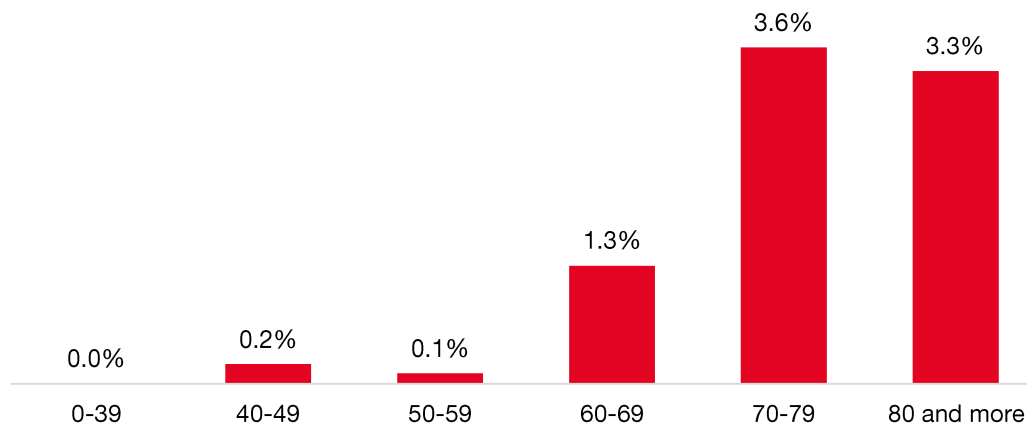
Interpretation: in April 2022, 29.2% of people over 80 years of age who contracted covid-19 required hospitalization, compared to 45.4% since the beginning of the epidemic.

Sources: Ministry of Health and Social Affairs, Monaco Statistics

The proportion of hospitalizations increases with age. Since the beginning of the epidemic, 0.5% of cases under 40 years of age have been hospitalized compared to 7.3% between 60-69 years of age, 14.7% between 70-79 years of age and almost half after 80 years of age.

In April 2022, the proportion of people hospitalized is significantly lower than the overall figure for each age group.

Figure 9. Share of Covid-19-related ICU hospitalizations by age group



Sources: Ministry of Health and Social Affairs, Monaco Statistics

Hospitalizations in intensive care units exclusively concern people over 40 years old. Since the beginning of the epidemic, they represent 1.3% of cases between 60 and 69 years old, 3.6% of cases between 70 and 79 years old and 3.3% for residents over 80 years old.

1.2 Vaccination

The vaccination campaign started on 31 December 2020 in the Principality⁷ with the Pfizer/BioNTech's Comirnaty (messenger RNA-based vaccine), which requires the injection of two doses 21 days apart for people who have not previously been infected by the disease and a single dose for those who have already had Covid-19.

Since 10 June 2021, vaccination has been open to any person aged 12 and over and subsequently to non-residents working in the Principality. At the beginning of January 2022, children aged between 5 and 11 years, resident or attending school in the Principality, at risk of contracting severe forms of Covid-19 or living in the environment of an immunocompromised person could also begin to be vaccinated at the National Immunisation Centre.

In addition, an additional booster dose can also be given to people aged 18 years and over, provided that it has been more than four months since the last dose of Covid-19 vaccine was given.

Since 22 March 2022, Novavax's Nuvaxovid vaccine (a so-called "subunit" vaccine) is also available. The primary vaccination schedule for this vaccine requires 2 doses, 3 weeks apart.

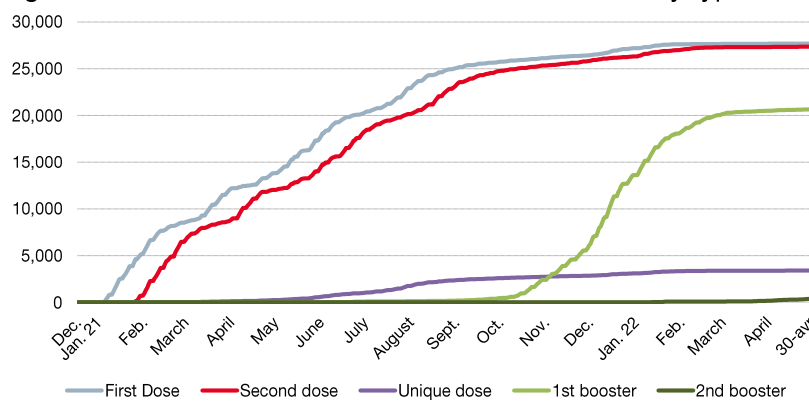
At the end of March 2022, a 2nd booster dose was generalised without prescription for people aged 65 and over, and from mid-April for people aged 60 and over. A delay of about 4 months between the last injection or the last contamination and the 2nd additional dose must be respected.

Vaccination data is as of 30 April 2022.

Note : The data presented in this study are consolidated for each publication, which explains the slight differences that may appear in relation to previously published statistics.

1.2.1 Evolution of vaccination

Figure 10. Evolution of the number of vaccine shots by type of dose



Sources: Ministry of Health and Social Affairs, Monaco Statistics

As of 30 April 2022, 79,474 vaccine shots have been administered to people aged 12 years and older. This includes almost 27,700 first doses, 27,400 second doses and 3,400 single doses⁸. The number of 1st booster shots was almost 20,700 and 2nd booster shots exceeded 350.

Vaccination is gender-equal. Indeed, 50.6% of shots were given to women.

Table 4. Distribution of shots by country of residence as of 30 April 2022

	Type of doses					Total
	First	Second	Unique	1st booster	2nd booster	
Monaco	22,030	21,855	2,079	17,079	334	63,377
France	5,464	5,316	1,291	3,494	32	15,597
Italy	141	136	16	62	0	355
Others*	60	56	2	27	0	145
Total	27,695	27,363	3,388	20,662	366	79,474

*Others including not filled in

Sources: Ministry of Health and Social Affairs, Digital Services Department, Monaco Statistics

Of the 78,995 doses administered in total, nearly 15,600 were given to people living in France and 355 to Italian residents.

⁷ Source : <https://covid19.mc/>

⁸ Single doses: People previously infected with Covid-19 are offered a single dose of vaccine, as they retain an immune memory. This single dose of vaccine thus acts as a booster after infection.

1.2.2 Vaccination coverage

The vaccination coverage presented below concerns the resident population of Monaco. It includes:

- All injections given in the Principality to residents;
- Part of the injections given abroad to residents: on the one hand, cases where the first dose was given abroad and then declared to the Vaccination Centre in order to be able to give the second dose in the Principality and, on the other hand, cases where the 2 doses were given abroad and then declared to the Vaccination Centre in order to request a health pass or to have recourse to serological monitoring.

However, it is not possible to know which residents were vaccinated abroad and did not report to the vaccination centre. Thus, the vaccination coverage of residents remains underestimated by this unquantifiable part of residents vaccinated abroad and not declared.

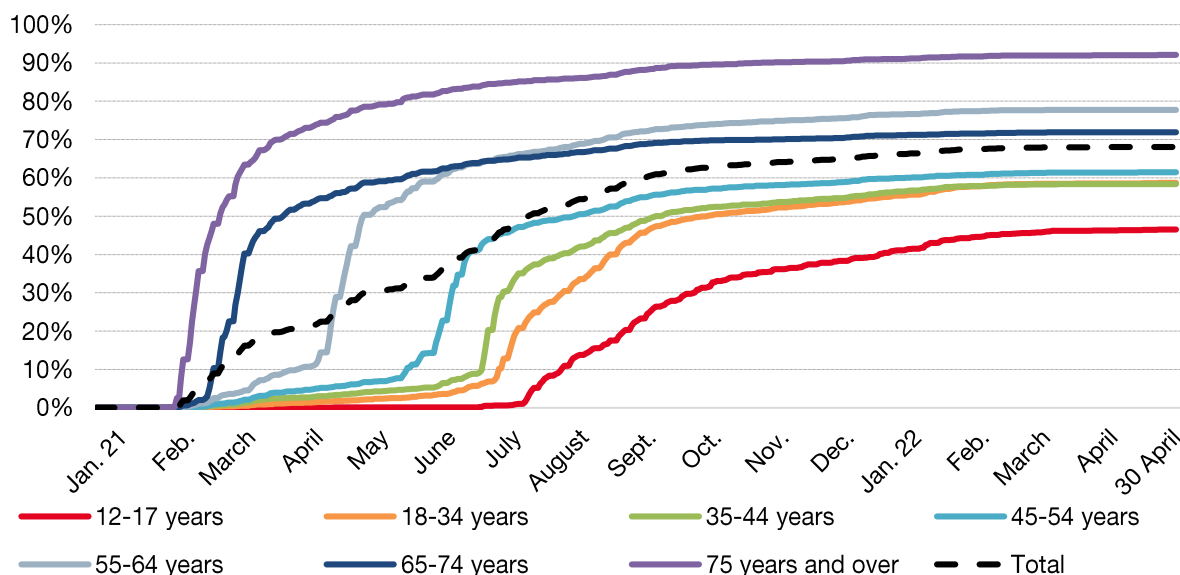
A major consolidation of data was carried out in April.

Thus, more than 1,000 injections that had been wrongly identified as second doses were corrected to 1st booster.

This has the effect of revising downwards the vaccination coverage rate - complete scheme, which only takes into account the 2nd injections of two-dose protocols and the injections of single-dose protocols. Mechanically, the vaccination coverage - additional dose (now distinguished into 1st and 2nd booster) is revised upwards.

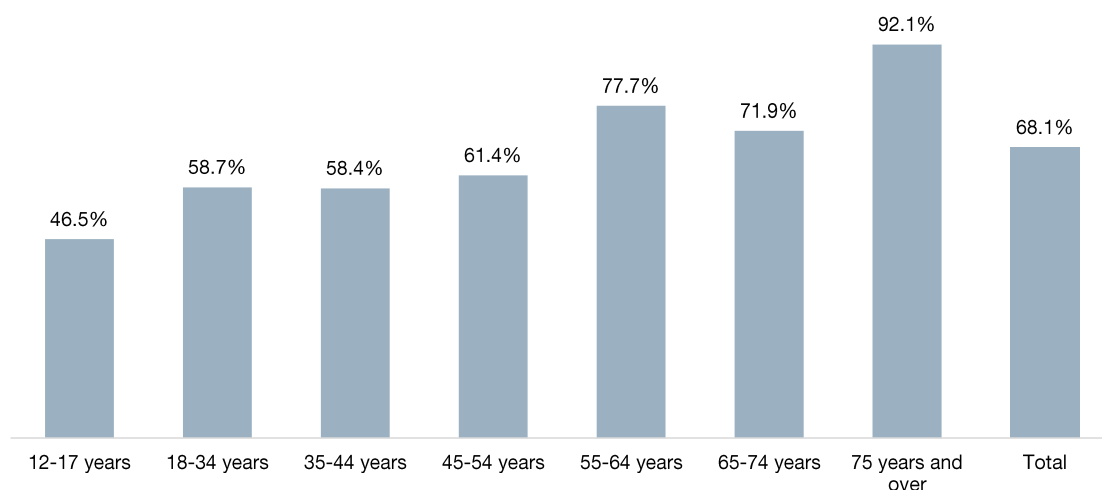
In addition, the update of the 2021 population (39,150 inhabitants), published on 22 April 2022, which is now used in the calculations to replace the 2020 population (38,350 inhabitants), also has a downward impact on the vaccine coverage presented.

Figure 11. Evolution of the vaccination coverage rate - complete schedule⁹ for residents by age group



Sources: Ministry of Health and Social Affairs, Digital Services Department, Monaco Statistics

Figure 12. Vaccination coverage rate - complete scheme for residents by age group as of 30 April 2022



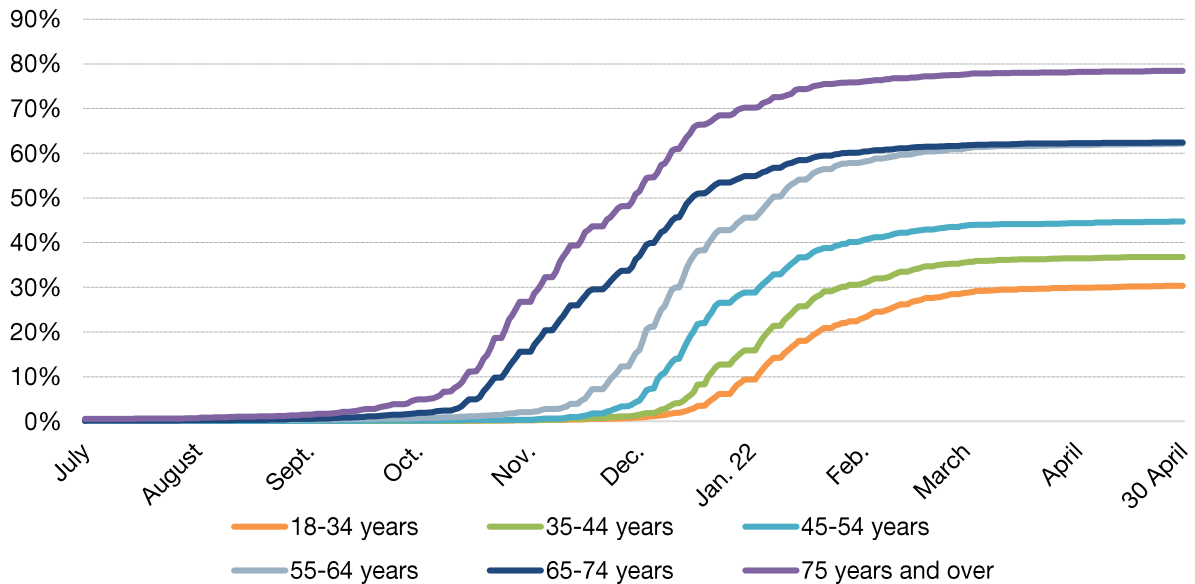
Sources: Ministry of Health and Social Affairs, Digital Services Department, Monaco Statistics

As of 30 April 2022, the vaccination coverage rate - complete schedule is 68.1% for the resident population of 12 years old and over.

It is above 58% for all age groups from 18 years onwards. It is close to 78% among 55-64 years olds and over 92% among those of 75 years old and over. Nearly one resident in two of 12-17 years old has a complete vaccination schedule.

⁹ Vaccination coverage - complete schedule: Share of the population vaccinated with a second shot of a two-dose schedule or one shot of a single-dose schedule.

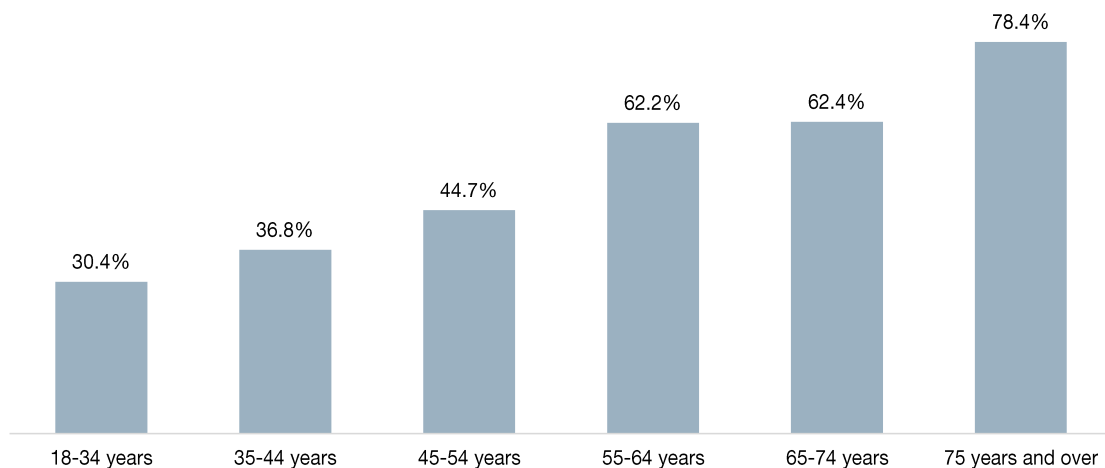
Figure 13. Evolution of the vaccination coverage rate – 1st booster¹⁰ of residents by age group



Note: As the 1st booster mainly concerns people aged 18 and over, only these age groups are presented.

Sources: Ministry of Health and Social Affairs, Digital Services Department, Monaco Statistics

Figure 14. Vaccination coverage rate – 1st booster of residents by age group as of 30 April 2022



Sources: Ministry of Health and Social Affairs, Digital Services Department, Monaco Statistics

Vaccination coverage rate – 1st booster for the residents increases with age.

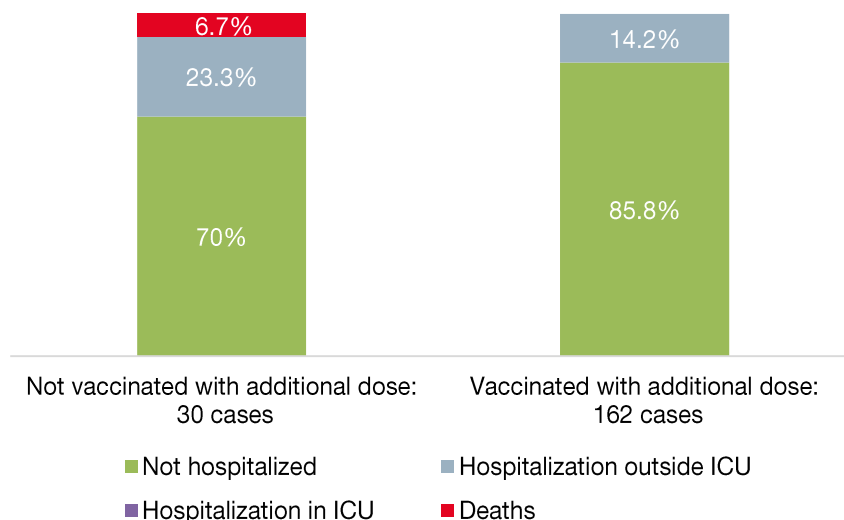
As of 30 April 2022, vaccination coverage rate - 1st booster is approaching 80% for residents aged 75 years and over, and is above 62% for all age groups above 55 years.

¹⁰ Vaccination coverage – 1st booster: Share of the population vaccinated with a third injection of a two-dose schedule or a second injection of a single-dose schedule

1.2.3 Impact of vaccination on positive cases

In this section, residents who received three injections of a two-dose protocol or a second injection of a single-dose protocol are considered vaccinated with an additional dose.

Figure 15. Distribution of Covid-19 cases of 70 years old and over by vaccination status in April 2022

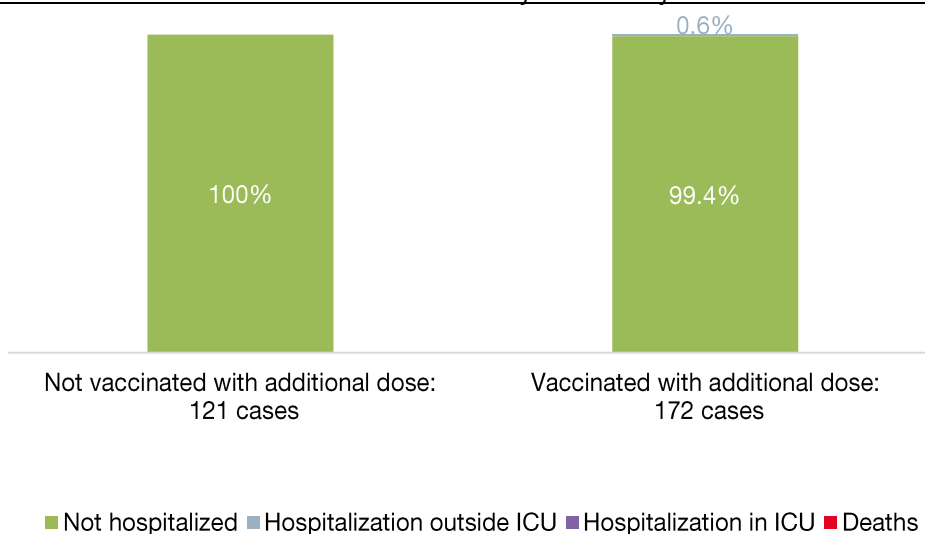


Sources: Ministry of Health and Social Affairs, Monaco Statistics

In April 2022, seven out of ten residents over 70 years of age who were not vaccinated with an additional dose did not require hospitalisation as a result of their infection. 23.3% were hospitalised and two people died.

Of the 162 cases over 70 years of age vaccinated with an additional dose, almost nine out of ten were not hospitalised, compared to 14.2% of hospital admissions outside the intensive care unit.

Figure 16. Distribution of Covid-19 cases of 50-69 years old by vaccination status in April 2022



Sources: Ministry of Health and Social Affairs, Monaco Statistics

In April 2022, of the cases aged 50-69 years vaccinated with the additional dose, only one person (0.6%) was hospitalised.

Among residents of this age group not vaccinated with the additional dose (121 cases), none required hospitalisation.

2 Mortality and birth rate

It is important to note that the deaths and births presented here are in the sense of the actual date of the event: a birth or death occurring at the end of the month but registered by the Town Hall at the beginning of the following month will be considered in the month in which the event occurred.

The data presented in this Observatory are therefore consolidated from one month to the next, which explains the slight differences that may appear in relation to previously published statistics.

The results presented should be interpreted with caution given the small size of the numbers studied.

2.1 Analysis of deaths

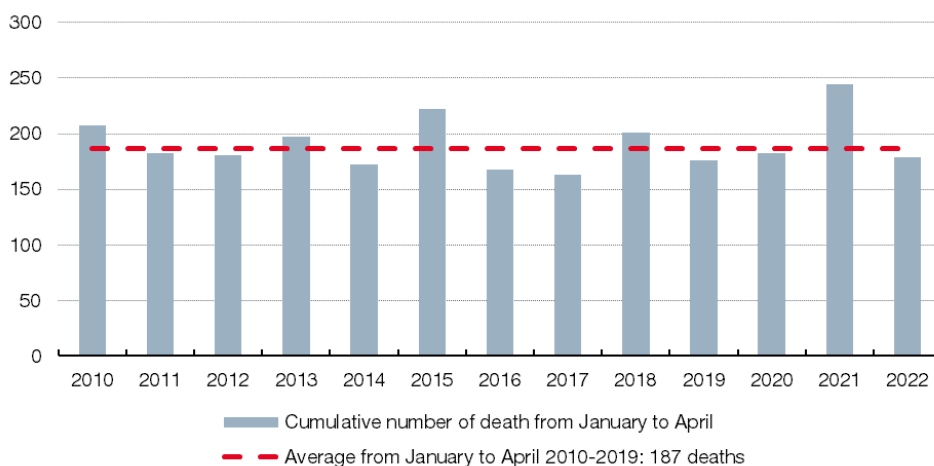
As a reminder, the cause of death is not available in the Civil Registry data.

The over/under-mortality corresponds to a two-sided confidence interval of the 2010-2019 average of deaths at the 99% threshold following a Student's law. By comparing it with the mortality observed between 2020 and 2022, it makes it possible to represent a significant excess or deficit of deaths compared with the normal.

2.1.1 Deaths in Monaco, all places of residence combined

These are all deaths registered in Monaco, regardless of place of residence.

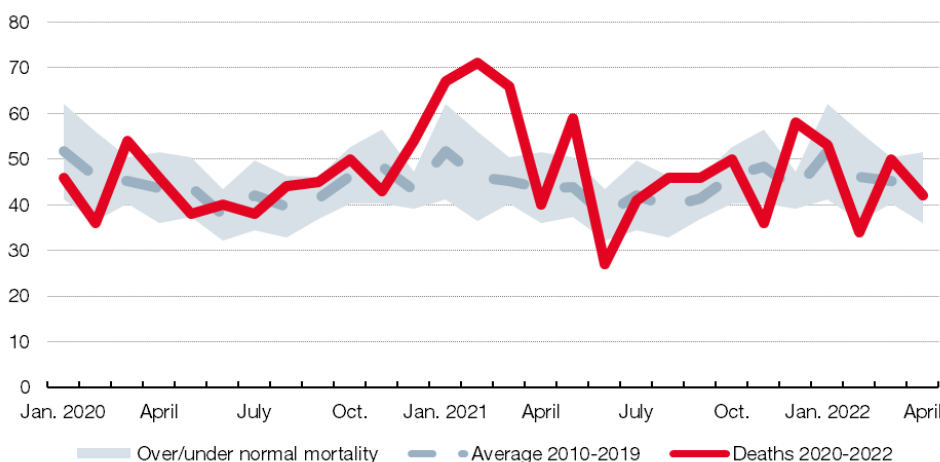
Figure 17. Cumulative number of death from January to April in Monaco



Sources: Town Hall, Monaco Statistics

From January to April 2022, 187 deaths were recorded in Monaco, a lower number than the 2010 to 2019 average of 187 and a 27% decrease from the same period in 2021, which had 244.

Figure 18. Number of deaths per month in Monaco



Reading: in April 2022, 42 deaths were recorded in Monaco against an average of 44 between 2010 and 2019, for a normal over/under mortality between 36 and 52 deaths.

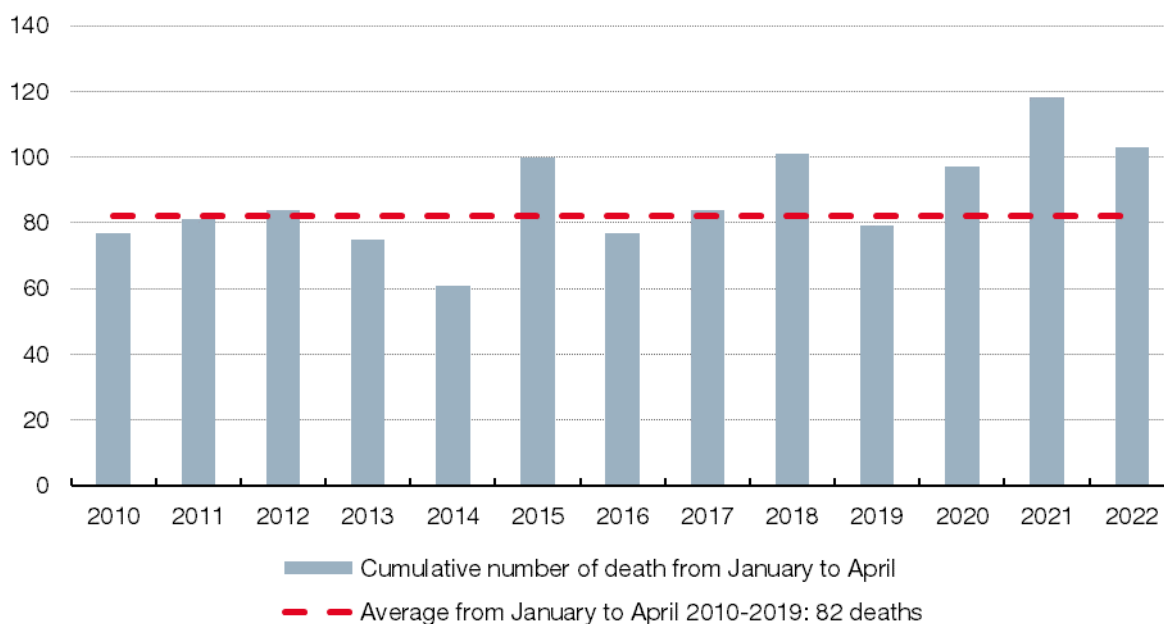
Sources: Town Hall, Monaco Statistics

With 42 deaths, April 2022 is very close to the 2010-2019 average of 44.

2.1.2 Deaths of residents in Monaco

These are only deaths of residents in Monaco. Deaths of residents outside Monaco are therefore not included.

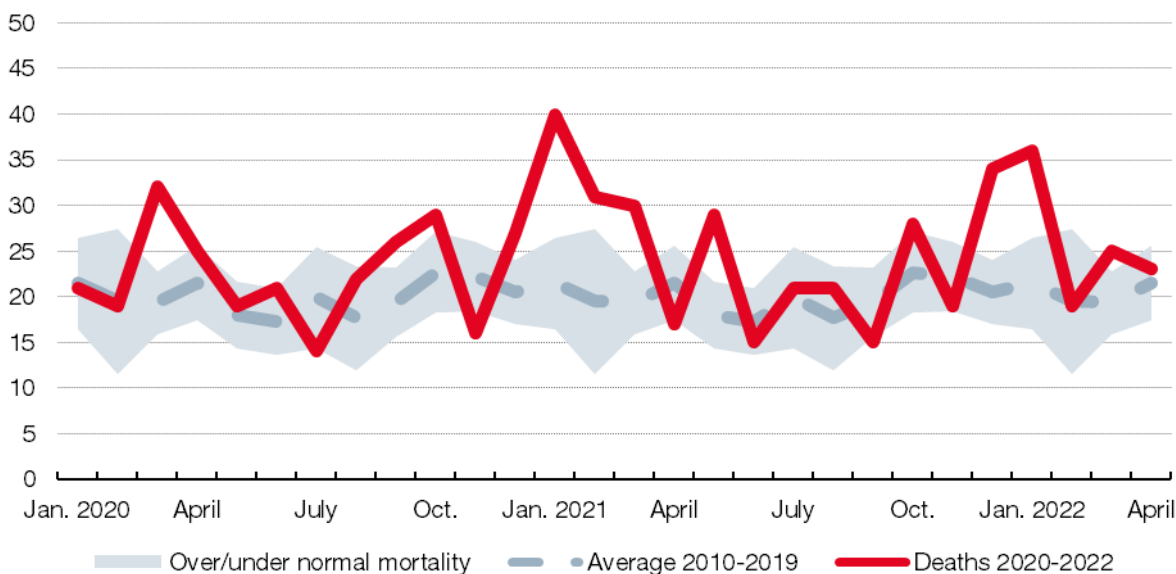
Figure 19. Cumulative number of death of residents from January to April in Monaco



Sources: Town Hall, Monaco Statistics

In the first 4 months of 2022, 103 resident deaths were recorded, 21 more than the 2010-2019 average. This is, after 2021, the second deadliest start of year since 2005.

Figure 20. Monthly number of deaths of residents in Monaco



Reading: in April 2022, 23 resident deaths were recorded in Monaco compared to an average of 22 between 2010 and 2019, for a normal over/under mortality between 17 and 26 deaths.

Sources: Town Hall, Monaco Statistics

In April 2022, 23 residents died, 1 more than the 2020-2019 average.

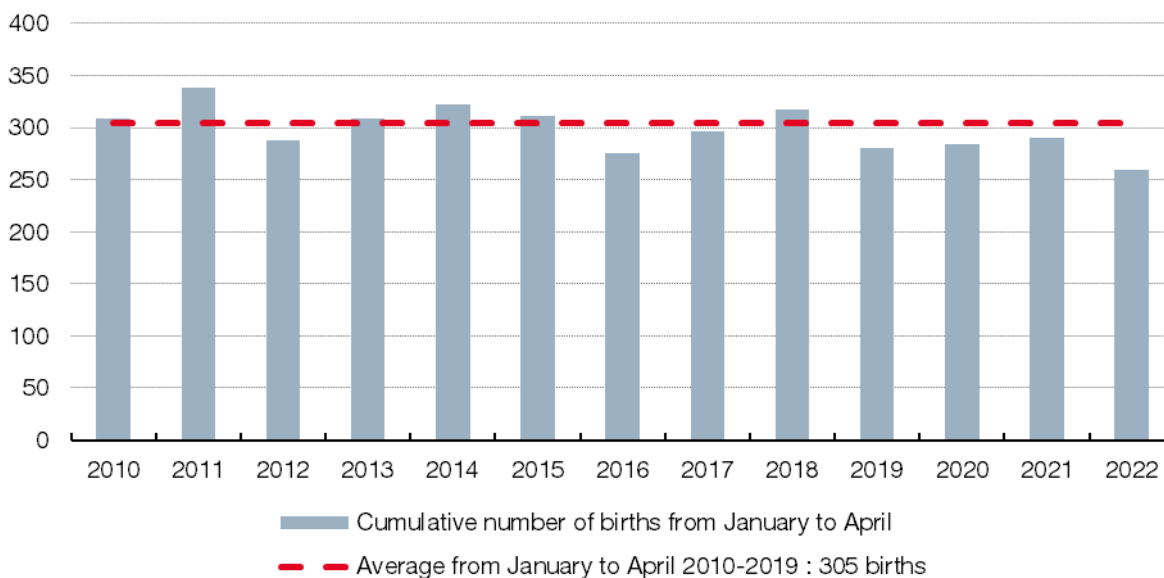
2.3 Analysis of births

The over/under birth rate is a two-sided confidence interval of the average 2010-2019 birth rate at the 99% threshold following a Student's law. By comparing it to the observed birth rate between 2020 and 2022, it allows a significant surplus or deficit of births to be represented in relation to the normal.

2.3.1 Births in Monaco, all places of residence combined

These are all births registered in Monaco, regardless of place of residence.

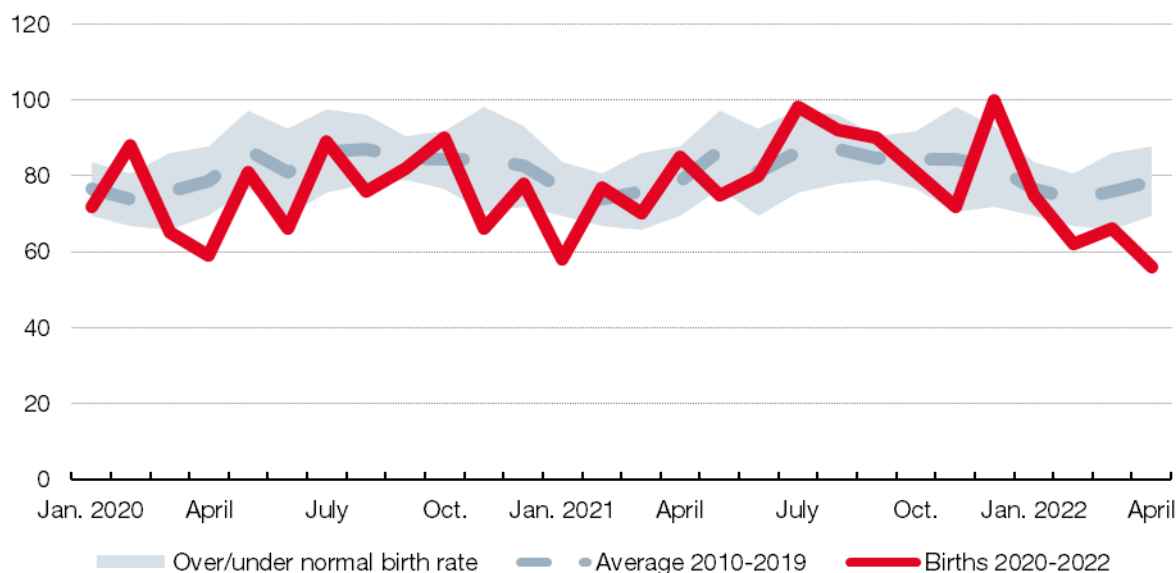
Figure 21. Cumulative number of births from January to April in Monaco



Sources : Mairie, IMSEE

With 259 births recorded in Monaco between January and April 2022 compared to an average of 305 between 2010 and 2019, the birth rate is at its lowest level since 2005.

Figure 22. Number of monthly births in Monaco



Reading: in April 2022, 56 births were registered in Monaco against an average of 79 between 2010 and 2019, for a normal over/under birth rate between 69 and 88 births.

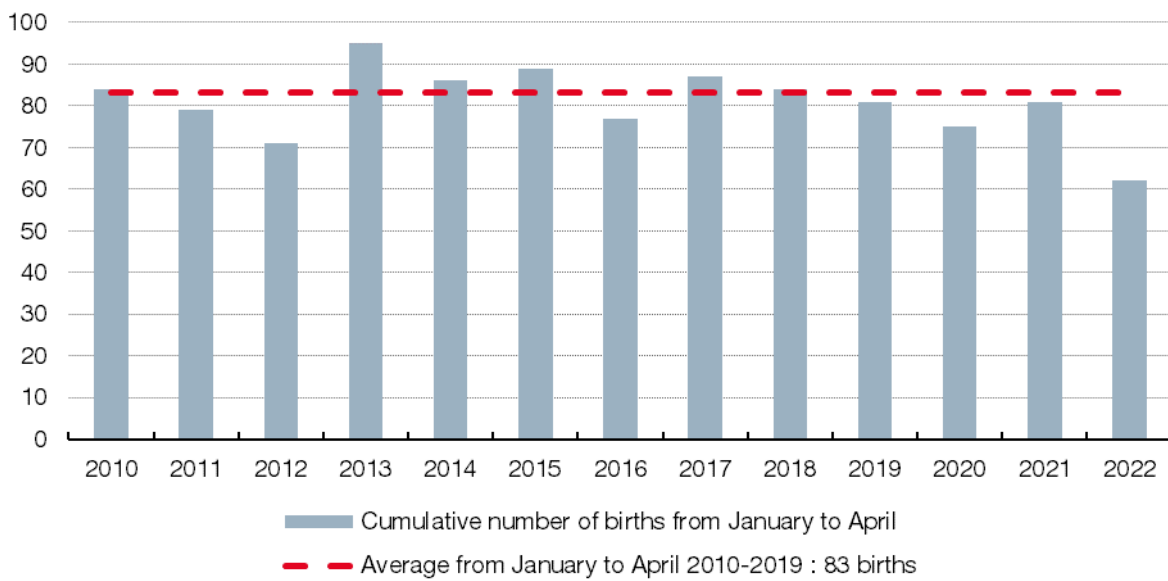
Sources: Town Hall, Monaco Statistics

In April 2022, only 56 births were registered in the Principality, the lowest level since 2005, equal to April 2008.

2.3.2 Births of residents in Monaco

These are only births to residents of Monaco (resident father and/or mother).

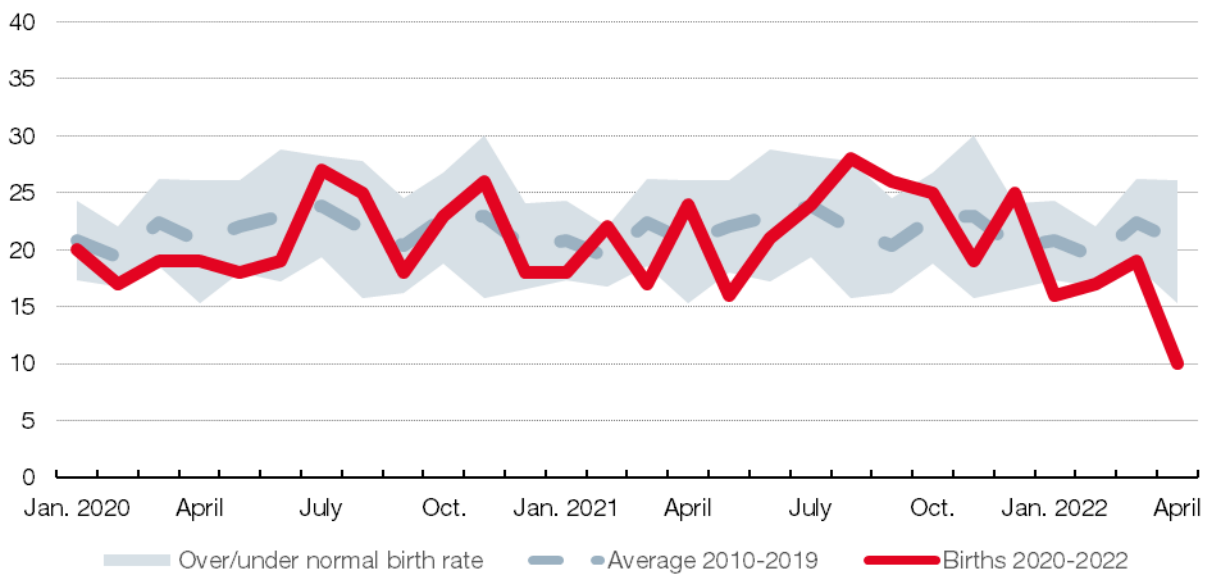
Figure 23. Cumulative number of births of residents from January to April in Monaco



Sources: Town Hall, Monaco Statistics

The beginning of 2022 was marked by a significant drop in the birth rate among Monaco residents, with 62 births recorded from January to April, whereas the minimum since 2005 was 69 (in 2008) for this same period.

Number of monthly births to residents in Monaco



Reading: in April 2022, 10 resident births were registered in Monaco against an average of 21 between 2010 and 2019, for a normal over/under birth rate between 15 and 26 births.

Sources: Town Hall, Monaco Statistics

In April 2022, 10 resident births were recorded, which is twice lower than the 2010-2019 average. Since 2005, only December 2007 counted fewer births (9).

Observatory of the impacts of the COVID- 19 health crisis

May 2022

To consult Monaco Statistics
publications:

imsee.mc/Publications

To follow Monaco Statistics news:

imsee.mc/Actualites

To subscribe to the Monaco
Statistics newsletter:

imsee.mc/Newsletters

INSTITUT MONÉGASQUE DE LA
STATISTIQUE ET DES ÉTUDES
ÉCONOMIQUES

9 rue du Gabian

98000 MONACO

imsee.mc

